

WHERE TO OBTAIN PERMITS

Monday-Friday 7:30-5:00
Central Permit Office (785) 271-3127 FAX (785) 271-3124

After Hours Permits can be obtained at Motor Carrier Inspection Station, 26a South Haven (620) 892-5249 ext 62 FAX (620) 892-5234

INSPECTION STATIONS

Wabauensee	I-70, 1 mile west of McFarland Exit	E(785) 765-3360
	*East and Westbound	W(785) 765-3365
Caney	US 75 at Oklahoma state line	(620) 879-5352
Olathe	I-35, 5 miles south of Olathe MP 213	S(913) 782-4125
	*Northbound	N(913) 782-6773
South Haven	I-35 South end of Turnpike	(620) 892-5249
Liberal	US 54, 5 miles east of Liberal	(620) 624-4431
Kanorado	I-70, near Colorado state line	(785) 399-2772
Belleville	US 81, 1 mile south of JCT US 36	(785) 527-5159

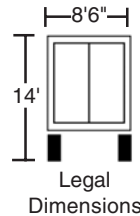
* Both the Wabauensee and Olathe scales require permits before arriving.

OVERSIZE LOAD SIGNS

Required at all times on all permitted oversize load movements. Red flags, 18 inches square, shall mark the widest part of the load.

Oversize load sign - Yellow background with black lettering

Sticks	1 2/5"
Letter Height	18"
Width of sign	7



ROAD RESTRICTIONS AND CONSTRUCTION CAN BE ACCESSED

www.kanroad.org



SERVICE - COURTESY - PROTECTION
www.KansasHighwayPatrol.org

Rev.0206

LAWS RULES AND REGULATIONS

SAFETY

Kansas requires motor carriers to comply with the safety regulations specified by the KCC and the Federal Motor Carrier Safety Administration. To view the Federal Motor Carrier Safety Regulations go to:

www.fmcsa.dot.gov/ or <http://www.kcc.state.ks.us/trans/index.htm> or
<http://www.ksdot.org/burtrafficing/ktc/>

DRIVER'S LICENSE

No farm exemptions pertain to custom harvesting. Kansas issues seasonal CDLs and custom harvesting CDLs to 18 and 16 years olds respectively. Interstate custom harvesters are exempt from CDL age limits (per CFR 391.2). Some CDL requirements effect (per Part 383-CDL License).

MEDICAL EXAMINER'S CERTIFICATE

Custom harvesters are exempt from medical examiner's certificates under CFR 391.2(a).

DRIVER'S RECORD OF DUTY STATUS (LOG BOOK)

Agricultural operations 395.1 (k) and 82-4-3a(a)(2)(B). The provisions of 395.3 (Maximum driving times. (1) 11 hour rule, (2) 14 hour rule, (3) 60-70 hour rule) shall not apply to drivers transporting agricultural commodities or farm supplies for agricultural purpose in the state if the transportation meets certain criteria.

A log book is not required when driving is

- (1) Limited to an area within 100 air-mile radius from the source of the commodities or the distribution point for the farm supplies, and
- (2) Conducted during the state's planting and harvesting seasons: In Kansas January 1 through December 31.

Kansas and foreign-based farm registered vehicle,

- If the driver meets the "farm vehicle driver" definition in 390.5, a log book is not required until 151 air-miles (172.6 statute miles) from his/her farm. If the driver does not meet the definition, a log book is not required within 100 air-miles (115.08 statute miles) and during subsequent moves as indicated above.
- Travel from one "normal work reporting location" to another must be entered in the driver's log book. The driver is not required to produce the 7 previous days logs. 49 CFR 395.1 (e) and FMCSA guidance.



Custom Harvester Information

Laws, Rules, Regulations and Permits for Kansas Operation



REQUIRED PERMITS FOR CUSTOM HARVESTING OPERATIONS

KANSAS-BASED VEHICLE:

A farm registered vehicle traveling outside Kansas to harvest his/her own crops:

- Oversize permit (\$10.00) is required if transporting an oversize load on the interstate (K.S.A. 8-1911).
- Need IFTA when operating outside of Kansas (\$13.00) (KSA 79-34, 122(b))

A farm-registered vehicle returning to Kansas after harvesting his/her own crops in an adjoining state:

- Oversize permit is required if transporting an oversize load on the interstate.

A farm-registered vehicle custom harvesting in Kansas:

- 30 day (\$26.00) harvest permit to cover farm registration (8-143 h).
- Cannot increase gross weight from what is registered.
- Oversize permit is required if transporting an oversize load on the Interstate.

A farm-registered vehicle or Kansas custom harvester returning to Kansas after custom harvesting elsewhere:

- IFTA or Kansas Motor Fuel permit (\$13.00) (KSA 79-34, 122 (b)).
 - Does not apply to Kansas farm registered vehicles.
- Oversize permit required if transporting oversize load on interstate.

A non-farm registered Kansas custom harvester harvesting in Kansas:

- KCC economically regulated if hauling grain from the producer to elevator or storage facility a distance of more than 50 miles, or from elevator or storage to another elevator at any distance.
- Kansas-registered vehicles cannot obtain temporary KCC permits. Must be registered with the KCC.
- Oversize permit is required if transporting an oversize load on the Interstate.

FOREIGN-BASED VEHICLE

A custom harvester "just passin' through:"

- 72 hour temp. registration (\$26.00) or a 30 or 60-day (\$26.00 up to \$322.50 maximum) if not apportioned with Kansas (KSA 8-143b, k).
- IFTA or Kansas Motor Fuel permit (\$13.00).

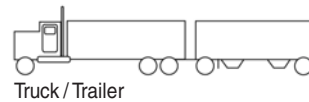
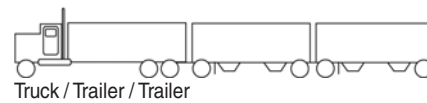
A custom harvester or farm-registered vehicle harvesting in Kansas:

- 72 hour temp. registration, 30 -or 60-day harvest permit.
- IFTA or Kansas Motor Fuel permit (\$13.00).
- Oversize permit (\$10.00) required if transporting oversize load on interstate
- KCC economically regulated if hauling grain from field to elevator or storage facility a distance of more than 50 miles, or from elevator or storage to an elevator at any distance elsewhere.

KANSAS CUSTOM HARVESTER COMBINATIONS

COMBINATIONS WITH TRUCKS

(8-1904c) Other combinations limited to 65'



COMBINATIONS WITH TRUCKS

(8-1904c) Other combinations limited to 65'

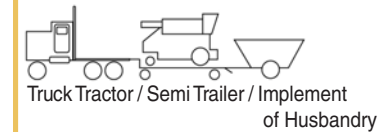


(8-1904g) Limited to 75' when engaged in farm custom harvest operations. Do not include the overhang in this measurement.



TRUCK TRACTOR COMBINATIONS

(8-1904c) Other combinations limited to 65'



TRUCK TRACTOR COMBINATIONS

(8-1904d) No overall length. Trailer limited to 59½'



(8-1904d) No trailer can exceed 28 ½' Do not include overhang



Legal Overhangs: 3' Front, 4' Rear

KANSAS CUSTOM HARVESTING INFORMATION

1. Oversize permits are not required for farm implements transported during daylight hours on KS and U.S. highways, only on the interstate system.
2. Overwidth permits (\$10.00) are valid from May 1 to November 15 for use on designated interstate highways with a maximum width of 14 feet, and can be included with the harvest permits. Movement is allowed 1/2 hour before sunrise and 1/2 hour after sunset (8-1911(i)). "COTTON MODULES" are allowed 24 hour movement.
3. Custom Harvester permits are valid from May 1 to November 15 and allow transportation of 2 headers side by side up to 14 feet wide (8-1911(i)). However, Annual Oversize Permits (8-1911(f) & K.A.R. 36-1-38) do not allow for this transportation if the headers make the load over 8 1/2 feet wide.
4. On all permitted oversize load movements, "OVERSIZE LOAD" signs posted on the front and rear are required at all times. Red flags, 18 inches square, shall mark the widest part of the load (36-1-36, 8-1902(e)).
5. A Commercial Drivers License (CDL) is required for drivers of vehicles with GVWR in excess of 26,000 pounds (8-2,132, 8-2,146 and 8-2,147).
6. County courthouses can only sell 30- and 60-day harvest permits. Fuel and oversize permits are available only at Motor Carrier Inspection Stations located along the Kansas borders, through the Central Permit office and the Department of Transportation Special Permits office. Permits can be faxed or mailed to you before you enter Kansas. If you are in doubt, cannot find a station, or will not be going near one, you need to contact a permit office. Drivers can be cited for not having proper permits and fined \$272 (66-1324).
7. Service vehicles with farm registration are required to have a 30 day harvest permit and fuel permit (if applicable).
8. When two trailers are towed, the rear one must be equipped with lights, and in certain situations brakes are required.
9. Overwidth permits will not be issued for towing implements of husbandry on the interstate system (grain carts, etc.), per K.D.O.T. oversize policy.
10. Visibility - oversize or overweight loads are not to be transported when visibility is less than 1/2 mile, or when conditions of moderate to heavy rain, sleet, snow, fog or smoke exists, or when highway surfaces are slippery due to ice, packed snow or rain.
11. "COTTON MODULES" - custom harvesters moving cotton modules shall adhere to all regulations as stated above with the exception that they are eligible for OVERWEIGHT/OVERSIZE permits for the vehicles and loads.
12. LOAD SECUREMENT- 8-1906 prohibits the operation of a loaded vehicle that allows any of its load to drop, sift, leak or otherwise escape from the vehicle onto any highway.